


The Adventures of Bella & Harry:

Let's Visit Easter Island!

Written by: Lisa Manzione

Illustrations by: Kristine Lucco



The Adventures of Bella & Harry is a children's book series chronicling the escapades of a pup named Bella, her little brother Harry and their family, who travel the world exploring the sights and sounds of new, exciting cities.

The "Bella & Harry" series is an informative, interactive and exciting way to introduce children to travel, different countries, customs, history and landmarks with the educational value of the books cleverly disguised amidst dozens of illustrated pages.

Traveling the world with these two cute and cuddly sibling Chihuahuas will allow the young reader to gain an appreciation of the world and its cultural diversity.

Please see below for a listing of other titles in the series. For the latest information about reading levels, Lexile scores, title, format and language availability, as well as newly added titles and activities, please visit our website: www.BellaAndHarry.com

Let's Visit Paris!	Let's Visit Jerusalem!	Let's Visit Florence!
Let's Visit Venice!	Let's Visit Dublin!	Let's Visit Malta!
Let's Visit London!	Let's Visit Maui!	Let's Visit Machu Picchu!
Let's Visit Cairo!	Let's Visit Saint Petersburg!	Let's Visit Prague!
Let's Visit Athens!	Let's Visit Vancouver!	Let's Visit Easter Island!
Let's Visit Barcelona!	Let's Visit Berlin!	Let's Visit Reykjavik!
Let's Visit Edinburgh!	Let's Visit Beijing!	Let's Visit Transylvania!
Let's Visit Rome!	Let's Visit Rio de Janeiro!	
Let's Visit Istanbul!	Christmas in New York City!	

Activities:

1. **Comprehension:** Use the attached sheet to answer questions about the story.
2. **Vocabulary:** Use the attached sheet to match Rapa Nui words (and phrases) with the correct definition.
3. **Drawing:** Have your students draw three things they might have seen in Easter Island.
4. **Crossword Puzzle:** Use the attached crossword puzzle and fill in the blanks.
5. **Compare and Contrast:** Have students use the attached Venn Diagram to compare and contrast Easter Island with a city in the United States. If you have read more than one adventure, you may want to compare and contrast those two cities as well.
6. **Writing Assignment:** Have your students use the attached sheet to express what they have learned.

Extensions:

- Choose a landmark on Easter Island and research it.
- Use books and the internet to learn more about Easter Island.
- Have students think of other places they would like to learn more about.
- Create a newspaper article about Easter Island.
- Look up and research other islands (or cities) that begin with "E".
- Research some of the other remote inhabited islands of the world.
- Have students create a journal pretending they are visiting Easter Island and have them document what they see and do.

NAME: _____ DATE: _____

Facts About Easter Island

Directions: Think back about the story and answer the following questions.

1. What body of water surrounds Easter Island? Easter Island is a territory of which country?

2. Ahu Tongariki is made up of how many moai statues?

3. What is the native language on Easter Island? What is the official language?

4. Why do some moai sites use the word “ahu” in their name?

5. Do the moai at Ahu Akivi face the ocean or do they have their backs to the ocean?

6. What is another name for the topknot of a moai? What kind of rock is it made of?

7. What are some things you remember about Rano Raraku?

8. What is the name of the ancient Easter Island competition for the strongest warriors?

9. What food might someone eat during a visit to Easter Island? How is it made?

10. What was something that you learned about the moai statues on Easter Island?

Name _____ Date _____

Rapa Nui Vocabulary Matching

Directions: Match the Rapa Nui words (and phrases) to their meaning.

- | | |
|----------------------|-------------------|
| 1. ___ 'Lorana | A) Hello |
| 2. ___ Ana hanga koe | B) Welcome |
| 3. ___ Mauru-uru | C) Yes |
| 4. ___ Kohi-mai | D) No |
| 5. ___ 'O te aha no | E) Please |
| 6. ___ 'E-e | F) Thank you |
| 7. ___ 'Ina | G) You're welcome |



Name _____

Date _____

Bella & Harry

Let's Visit Easter Island!

Directions: Draw and label three things you might see if you visited Easter Island.




Name _____

Date _____

Bella & Harry

Let's Visit Easter Island!



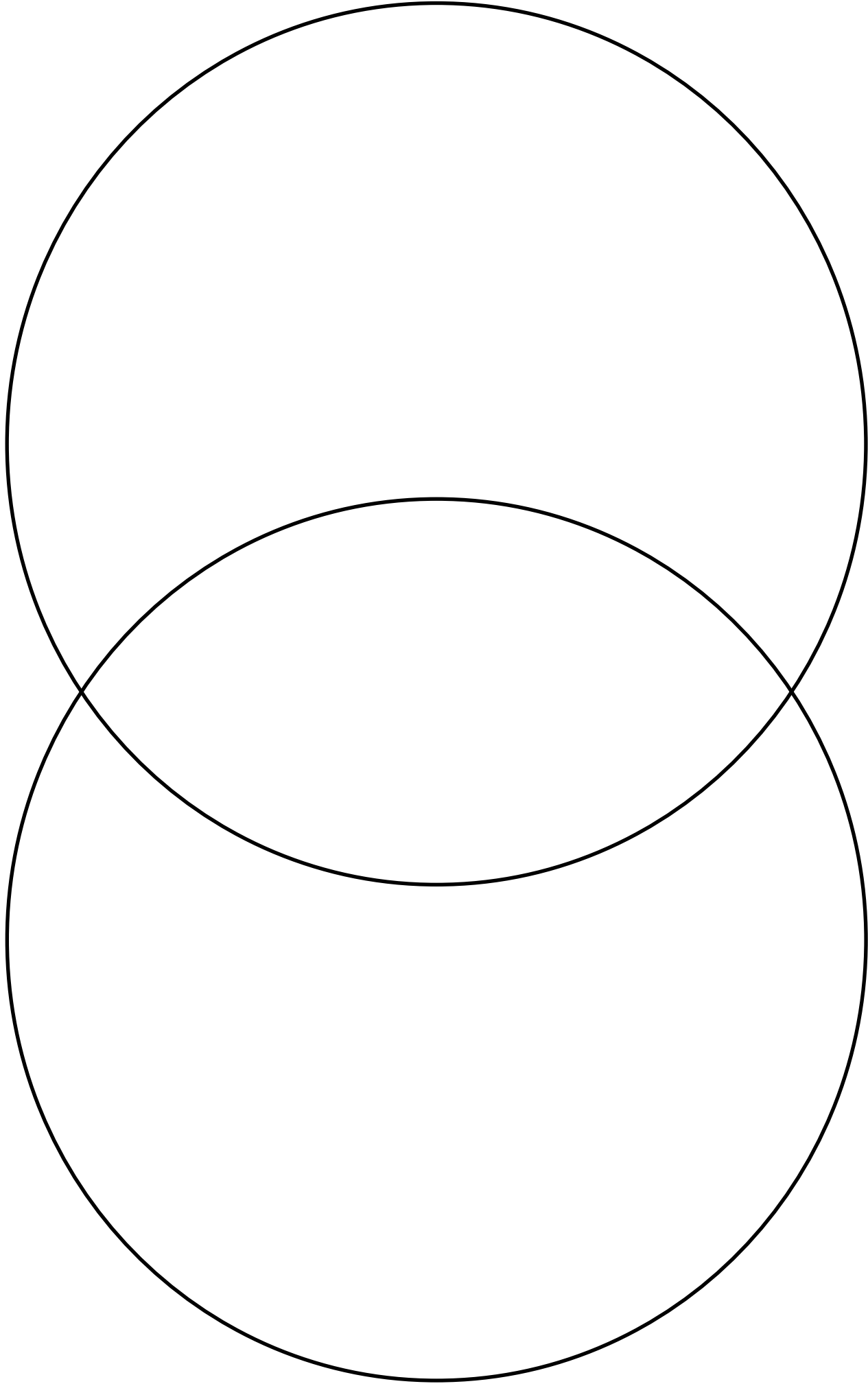
ACROSS

4. _____ is the largest ahu on Easter Island
8. Easter Island was discovered on _____ Sunday in 1722
9. The Spanish name for Easter Island is "Isla de _____"
10. Dutch explorer _____ Roggeveen discovered Easter Island

DOWN

1. _____ is the capital city of Easter Island
2. The moai statues are very big and sometimes referred to as being _____ in size
3. Easter Island is _____ three square miles in size
5. Easter Island is a _____ World Heritage site
6. Easter Island is one of the most remote _____ islands in the world
7. The moai were carved by the _____ Nui people, the original inhabitants of Easter Island

Venn Diagram



Name _____ Date _____

Summarize the Story

Directions: In your own words, summarize the story. Remember to include the important facts and information that you learned.



NAME: _____ DATE: _____

Answer Key

Facts About Easter Island

Directions: Think back about the story and answer the following questions.

1. What body of water surrounds Easter Island? Easter Island is a territory of which country?
Easter Island is surrounded by the Pacific Ocean. Easter Island is a territory of the country of Chile.
2. Ahu Tongariki is made up of how many moai statues?
Ahu Tongariki is made up of 15 moai statues.
3. What is the native language of Easter Island? What is the official language?
The native language is Rapa Nui and the official language is Spanish.
4. Why do some moai sites use the word “ahu” in their name?
It means that the moai sit on a cement block and (or) is a special place where many moai stand.
5. Do the moai at Ahu Akivi face the ocean or do they have their backs to the ocean?
They face the ocean.
6. What is another name for the topknot of a moai? What kind of rock is it made of?
It can also be called a “pukao” and it is made out of volcanic rock.
7. What are some things you remember about Rano Raraku?
It is a quarry where the moai statues were carved and is actually a volcano crater. In fact, there are 3 main volcanoes on Easter Island and they are all sleeping (dormant) right now.
8. What is the name of the ancient Easter Island competition for the strongest warriors?
The Birdman competition.
9. What food might someone eat during a visit to Easter Island? How is it made?
A typical meal is Umu Rapa Nui, also known as Easter Island Curanto. It is cooked in a hole in the ground, with fire wood and hot stones which are covered in plantain leaves. Meat, chicken or fish is placed on the leaves. A second layer of leaves is added and then vegetables will go on top. This is then covered with more plantain leaves and then a final layer of dirt.
10. What was something that you learned about the moai statues on Easter Island?
There are many correct answers to this question. Some are as follows: some are buried with their full bodies underneath the dirt / they can be carved from basalt or volcanic rock / they average 13 feet in height and 14 tons in weight / not all moai have topknots

Name _____ Date _____

Answer Key

Rapa Nui Vocabulary Matching

Directions: Match the Rapa Nui words (and phrases) to their meaning.

- | | |
|---------------------------|-------------------|
| 1. A 'Lorana | A) Hello |
| 2. E Ana hanga koe | B) Welcome |
| 3. F Mauru-uru | C) Yes |
| 4. B Kohi-mai | D) No |
| 5. G 'O te aha no | E) Please |
| 6. C 'E-e | F) Thank you |
| 7. D 'Ina | G) You're welcome |

Name _____


Date _____

Answers Will Vary

Bella & Harry

Let's Visit Easter Island!

Directions: Draw and label three things you might see if you visited Easter Island.



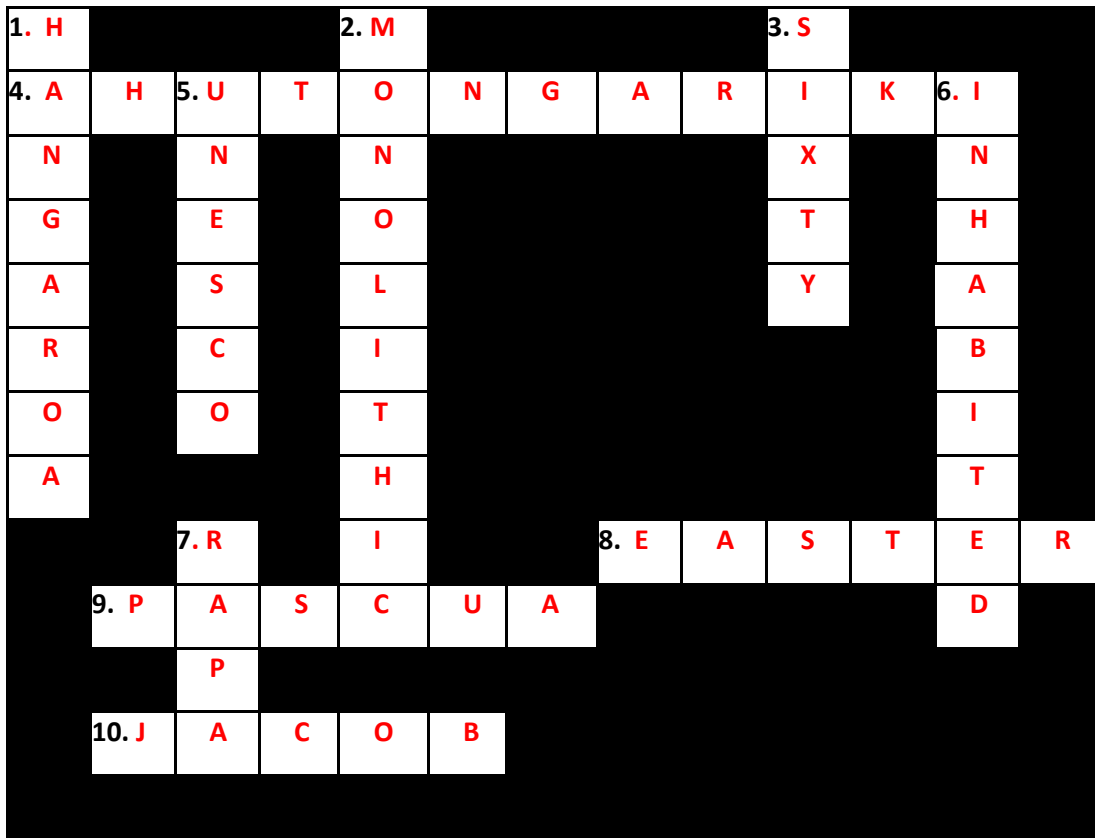
Name _____

Date _____

Answer Key

Bella & Harry

Let's Visit Easter Island!



ACROSS

- 4. _____ is the largest ahu on Easter Island
- 8. Easter Island was discovered on _____ Sunday in 1722
- 9. The Spanish name for Easter Island is "Isla de _____"
- 10. Dutch explorer _____ Roggeveen discovered Easter Island

DOWN

- 1. _____ is the capital city of Easter Island
- 2. The moai statues are very big and sometimes referred to as being _____ in size
- 3. Easter Island is _____ three square miles in size
- 5. Easter Island is a _____ World Heritage site
- 6. Easter Island is one of the most remote _____ islands in the world
- 7. The moai were carved by the _____ Nui people, the original inhabitants of Easter Island